



# Kart Control



## 24 Horas da Batalha - 17ª Edição 2013

### Corrida

Selecione consulta ▼

**Peso Mín.: 205 Kg**

**Tempo Máx. de Turno: 35 min.**

**Descanso Mín.: 60 min.**

**Tempo Máx. de Prova: 270 min.**

**Tempo Mín. de Prova: 80 min.**



























**Duração da Prova: 1440 min.**






Pág Inicial

Imprimir








### Equipa nº 67: "TLK"

Paragem	Piloto	Partida/Chegada		Peso	Turno	Descanso	Penalização
2	Nuno Costa	00:00:00	00:25:06	213.7	00:25:06	1ª Vez	
33	Mário Abrantes	00:25:06	00:58:26	214.7	00:33:20	1ª Vez	
64	João Henrique	00:58:26	01:31:37	209.4	00:33:11	1ª Vez	
95	Jorge Abrantes	01:31:37	02:03:40	207.5	00:32:03	1ª Vez	
128	Vasco Pereira	02:03:40	02:35:54	206.7	00:32:14	1ª Vez	
161	Miguel Bento	02:35:54	03:10:32	208.3	00:34:38	1ª Vez	
193	Nuno Costa	03:10:32	03:44:05	210.4	00:33:33	02:45:26	
225	Jorge Abrantes	03:44:05	04:17:30	207.1	00:33:25	01:40:25	
255	Mário Abrantes	04:17:30	04:50:49	215.3	00:33:19	03:19:04	
284	João Henrique	04:50:49	05:23:42	211.3	00:32:53	03:19:12	
312	Vasco Pereira	05:23:42	05:57:29	207.7	00:33:47	02:47:48	
343	Miguel Bento	05:57:29	06:31:49	208.9	00:34:20	02:46:57	
370	Nuno Lopes	06:31:49	07:00:45	216.4	00:28:56	1ª Vez	
399	Mário Abrantes	07:00:45	07:34:35	214.6	00:33:50	02:09:56	
430	Nuno Costa	07:34:35	08:08:05	211.2	00:33:30	03:50:30	
460	Vasco Pereira	08:08:05	08:41:51	207.3	00:33:46	02:10:36	

488	Jorge Abrantes	08:41:51	09:16:17	208.4	00:34:26	04:24:21	
515	João Henrique	09:16:17	09:50:07	210.2	00:33:50	03:52:35	
541	Mário Abrantes	09:50:07	10:24:19	213.1	00:34:12	02:15:32	
571	Miguel Bento	10:24:19	10:57:42	208.1	00:33:23	03:52:30	
600	Nuno Lopes	10:57:42	11:31:21	215.5	00:33:39	03:56:57	
628	Nuno Costa	11:31:21	12:05:00	213	00:33:39	03:23:16	
664	João Henrique	12:05:00	12:37:56	208.1	00:32:56	02:14:53	
693	Nuno Lopes	12:37:56	13:11:29	217.5	00:33:33	01:06:35	
722	Nuno Costa	13:11:29	13:45:02	213.4	00:33:33	01:06:29	
752	Miguel Bento	13:45:02	14:17:16	209.5	00:32:14	02:47:20	
780	João Henrique	14:17:16	14:50:33	208	00:33:17	01:39:20	
808	Nuno Lopes	14:50:33	15:24:07	216.9	00:33:34	01:39:04	
837	Miguel Bento	15:24:07	15:57:57	207.7	00:33:50	01:06:51	
868	Vasco Pereira	15:57:57	16:31:52	207.1	00:33:55	07:16:06	
898	Mário Abrantes	16:31:52	17:06:31	213.9	00:34:39	06:07:33	
908	Jorge Abrantes	17:06:31	17:13:47	204.2	00:07:16	07:50:14	
909	Jorge Abrantes	17:13:47	17:13:55	204.6	00:07:24	Mesmo Piloto	
929	Jorge Abrantes	17:13:55	17:40:08	208.8	00:33:37	Mesmo Piloto	
963	Vasco Pereira	17:40:08	18:14:24	207.6	00:34:16	01:08:16	
991	Mário Abrantes	18:14:24	18:48:49	184.3	00:34:25	01:07:53	
1022	Jorge Abrantes	18:48:49	19:22:34	209.4	00:33:45	01:08:41	
1051	Vasco Pereira	19:22:34	19:56:19	206.5	00:33:45	01:08:10	
1081	João Henrique	19:56:19	20:30:21	211.4	00:34:02	05:05:46	
1109	Jorge Abrantes	20:30:21	21:04:12	206	00:33:51	01:07:47	
1137	Nuno Lopes	21:04:12	21:33:55	214.3	00:29:43	05:40:05	
1168	Miguel Bento	21:33:55	22:07:43	188.8	00:33:48	05:35:58	

1173	Nuno Costa	22:07:43	22:15:50	214.4	00:08:07	08:22:41	
1199	Nuno Costa	22:15:50	22:41:30	213.3	00:33:47	Mesmo Piloto	
1228	João Henrique	22:41:30	23:15:31	209.9	00:34:01	02:11:09	
1260	Nuno Lopes	23:15:31	23:48:35	212.9	00:33:04	01:41:36	
1279	Nuno Costa	23:48:35	00:00:00	215.6	00:11:25	01:07:05	

### Tempos totais de prova

Piloto	Total Prova	Penalização*
João Henrique	03:54:10 (~ 234.17 minutos)	
Jorge Abrantes	03:21:07 (~ 201.12 minutos)	
Mário Abrantes	03:23:45 (~ 203.75 minutos)	
Miguel Bento	03:22:13 (~ 202.22 minutos)	
Nuno Costa	03:24:33 (~ 204.55 minutos)	
Nuno Lopes	03:12:29 (~ 192.48 minutos)	
Vasco Pereira	03:21:43 (~ 201.72 minutos)	

\*Apenas se verifica no final da prova

Kart Control