



# Kart Control



## 24 Horas da Batalha - 17ª Edição 2013

### Corrida

Selecione consulta

**Peso Mín.: 205 Kg**

**Tempo Máx. de Turno: 35 min.**

**Descanso Mín.: 60 min.**

**Tempo Máx. de Prova: 270 min.**

**Tempo Mín. de Prova: 80 min.**



























**Duração da Prova: 1440 min.**




[Pág Inicial](#)

[Imprimir](#)



### Equipa nº 90: "GD BPI"

Paragem	Piloto	Partida/Chegada		Peso	Turno	Descanso	Penalização
7	Joao Faria	00:00:00	00:28:59	208.2	00:28:59	1ª Vez	
42	Pedro Reis	00:28:59	01:03:02	209.8	00:34:03	1ª Vez	
70	Octavio Rodrigues	01:03:02	01:36:13	211.8	00:33:11	1ª Vez	
97	Paulo Santo	01:36:13	02:05:01	209.6	00:28:48	1ª Vez	
109	Paulo Santo	02:05:01	02:10:34	214.3	00:34:21	Mesmo Piloto	
142	ANTonio Silva	02:10:34	02:45:10	206.6	00:34:36	1ª Vez	
176	Pedro Reis	02:45:10	03:19:15	210.3	00:34:05	01:42:08	
206	Pedro Santos	03:19:15	03:53:23	212.5	00:34:08	1ª Vez	
234	Paulo Pires	03:53:23	04:23:57	214.4	00:30:34	1ª Vez	
261	Joao Faria	04:23:57	04:57:42	206.7	00:33:45	03:54:58	
293	Paulo Santo	04:57:42	05:32:32	210.7	00:34:50	02:47:08	
322	Octavio Rodrigues	05:32:32	06:06:30	212.5	00:33:58	03:56:19	
353	Paulo Pires	06:06:30	06:40:11	213.4	00:33:41	01:42:33	
382	ANTonio Silva	06:40:11	07:14:04	206.5	00:33:53	03:55:01	
411	Pedro Reis	07:14:04	07:47:51	210.7	00:33:47	03:54:49	
441	Pedro Santos	07:47:51	08:22:02	212.7	00:34:11	03:54:28	

470	Octavio Rodrigues	08:22:02	08:55:59	209.8	00:33:57	02:15:32	
501	ANtonio Silva	08:55:59	09:30:18	205.8	00:34:19	01:41:55	
529	Joao Faria	09:30:18	10:04:45	207.2	00:34:27	04:32:36	
557	Paulo Santo	10:04:45	10:38:48	207.7	00:34:03	04:32:13	
583	Paulo Pires	10:38:48	11:08:26	212.9	00:29:38	03:58:37	
610	Pedro Reis	11:08:26	11:42:12	208.3	00:33:46	03:20:35	
640	Octavio Rodrigues	11:42:12	12:16:24	213.6	00:34:12	02:46:13	
676	Paulo Santo	12:16:24	12:50:33	209.1	00:34:09	01:37:36	
702	Pedro Santos	12:50:33	13:22:26	210.6	00:31:53	04:28:31	
734	ANtonio Silva	13:22:26	13:56:44	207.1	00:34:18	03:52:08	
764	Joao Faria	13:56:44	14:30:33	207.7	00:33:49	03:51:59	
793	Pedro Santos	14:30:33	15:04:53	212.2	00:34:20	01:08:07	
822	Paulo Pires	15:04:53	15:38:42	213.9	00:33:49	03:56:27	
855	Pedro Reis	15:38:42	16:13:31	208.7	00:34:49	03:56:30	
886	Joao Faria	16:13:31	16:48:08	206.6	00:34:37	01:42:58	
918	Octavio Rodrigues	16:48:08	17:22:12	212.4	00:34:04	04:31:44	
944	Pedro Santos	17:22:12	17:53:45	210.9	00:31:33	02:17:19	
976	ANtonio Silva	17:53:45	18:28:06	206	00:34:21	03:57:01	
1006	Paulo Santo	18:28:06	19:02:15	211.2	00:34:09	05:37:33	
1034	Octavio Rodrigues	19:02:15	19:36:10	212.3	00:33:55	01:40:03	
1063	Paulo Pires	19:36:10	20:10:18	214	00:34:08	03:57:28	
1092	ANtonio Silva	20:10:18	20:44:42	205.9	00:34:24	01:42:12	
1120	Joao Faria	20:44:42	21:18:32	206.8	00:33:50	03:56:34	
1153	Pedro Santos	21:18:32	21:52:45	190.4	00:34:13	03:24:47	
1154	Pedro Santos	21:52:45	21:52:50	211.7	00:34:18	Mesmo Piloto	
1183	Paulo Pires	21:52:50	22:26:59	212.9	00:34:09	01:42:32	

1215	Pedro Reis	22:26:59	23:00:57	208	00:33:58	06:13:28	
1246	Joao Faria	23:00:57	23:33:11	206.5	00:32:14	01:42:25	
1286	Paulo Santo	23:33:11	00:00:00	209.8	00:26:49	04:30:56	

### Tempos totais de prova

Piloto	Total Prova	Penalização*
ANtonio Silva	03:25:51 (~ 205.85 minutos)	
Joao Faria	03:51:41 (~ 231.68 minutos)	
Octavio Rodrigues	03:23:17 (~ 203.28 minutos)	
Paulo Pires	03:15:59 (~ 195.98 minutos)	
Paulo Santo	03:18:21 (~ 198.35 minutos)	
Pedro Reis	03:24:28 (~ 204.47 minutos)	
Pedro Santos	03:20:23 (~ 200.38 minutos)	

\*Apenas se verifica no final da prova

Kart Control