



Kart Control



24 Horas da Batalha 2015

Corrida

Selecione consulta

Peso Mín.: 210 Kg

Tempo Máx. de Turno: 35 min.

Descanso Mín.: 60 min.








Tempo Máx. de Prova: 270 min.



Tempo Mín. de Prova: 80 min.

Duração da Prova: 1440 min.









Equipa nº 93: "Kopas - Team Sadorent"

Paragem	Piloto	Partida/Chegada		Peso	Turno	Descanso	Penalização
22	Luis Coutinho	00:00:00	00:32:46	212.2	00:32:46	1ª Vez	
55	João Antunes	00:32:46	01:05:02	214.6	00:32:16	1ª Vez	
90	António Fernandes	01:05:02	01:38:45	222.8	00:33:43	1ª Vez	
121	Tiago Venancio	01:38:45	02:12:05	213.9	00:33:20	1ª Vez	
155	João Sousa	02:12:05	02:45:26	215.8	00:33:21	1ª Vez	
186	António Costa	02:45:26	03:18:13	218.5	00:32:47	1ª Vez	
220	António Lima	03:18:13	03:51:31	224	00:33:18	1ª Vez	
252	Luis Coutinho	03:51:31	04:24:14	214.5	00:32:43	03:18:45	
266	João Antunes	04:24:14	04:47:10	218.7	00:22:56	03:19:12	
295	António Costa	04:47:10	05:20:22	219	00:33:12	01:28:57	
330	António Fernandes	05:20:22	05:55:36	223.8	00:35:14	03:41:37	
331	António Fernandes	05:55:36	05:55:43	224.3	00:35:21	Mesmo Piloto	
332	António Fernandes	05:55:43	05:55:49	223.9	00:35:27	Mesmo Piloto	
360	Tiago Venancio	05:55:49	06:28:55	211.3	00:33:06	03:43:44	
393	João Sousa	06:28:55	07:01:59	215.1	00:33:04	03:43:29	
424	João Antunes	07:01:59	07:33:39	218.7	00:31:40	02:14:49	
457	António Lima	07:33:39	08:06:09	224.5	00:32:30	03:42:08	

491	Tiago Venancio	08:06:09	08:38:22	212	00:32:13	01:37:14	
524	Luis Coutinho	08:38:22	09:11:02	213.3	00:32:40	04:14:08	
560	António Costa	09:11:02	09:44:14	218.1	00:33:12	03:50:40	
592	Paulo Viegas	09:44:14	10:16:00	228.9	00:31:46	1ª Vez	
631	João Sousa	10:16:00	10:48:48	217.8	00:32:48	03:14:01	
663	António Fernandes	10:48:48	11:22:28	226.3	00:33:40	04:52:59	
695	António Lima	11:22:28	11:56:40	224.8	00:34:12	03:16:19	
727	Paulo Viegas	11:56:40	12:31:30	228	00:34:50	01:40:40	
758	Tiago Venancio	12:31:30	13:05:14	212.4	00:33:44	03:53:08	
792	Luis Coutinho	13:05:14	13:38:48	210.6	00:33:34	03:54:12	
820	João Antunes	13:38:48	14:11:46	217.5	00:32:58	06:05:09	
852	Paulo Viegas	14:11:46	14:44:10	227.8	00:32:24	01:40:16	
883	João Sousa	14:44:10	15:16:40	217.3	00:32:30	03:55:22	
914	António Costa	15:16:40	15:49:35	218.9	00:32:55	05:32:26	
943	António Fernandes	15:49:35	16:22:24	225.2	00:32:49	04:27:07	
976	António Lima	16:22:24	16:55:43	223.4	00:33:19	04:25:44	
1008	Tiago Venancio	16:55:43	17:29:12	212.3	00:33:29	03:50:29	
1041	Luis Coutinho	17:29:12	18:01:53	212.8	00:32:41	03:50:24	
1073	João Antunes	18:01:53	18:34:52	218	00:32:59	03:50:07	
1104	Paulo Viegas	18:34:52	19:08:38	227.8	00:33:46	03:50:42	
1135	António Costa	19:08:38	19:41:43	219.1	00:33:05	03:19:03	
1165	João Sousa	19:41:43	20:14:22	215.9	00:32:39	04:25:03	
1197	António Fernandes	20:14:22	20:48:27	224.4	00:34:05	03:51:58	
1228	António Lima	20:48:27	21:22:59	223.2	00:34:32	03:52:44	
1259	Tiago Venancio	21:22:59	21:55:25	211.9	00:32:26	03:53:47	
1293	Luis Coutinho	21:55:25	22:29:38	212.9	00:34:13	03:53:32	
1329	João Antunes	22:29:38	23:03:18	218	00:33:40	03:54:46	

1366	Paulo Viegas	23:03:18	23:37:48	226.8	00:34:30	03:54:40	
1386	João Sousa	23:37:48	00:00:00	212.3	00:22:12	03:23:26	

Tempos totais de prova

Piloto	Total Prova	Penalização*
António Costa	02:45:11 (~ 165.18 minutos)	
António Fernandes	02:49:44 (~ 169.73 minutos)	
António Lima	02:47:51 (~ 167.85 minutos)	
João Antunes	03:06:29 (~ 186.48 minutos)	
João Sousa	03:06:34 (~ 186.57 minutos)	
Luis Coutinho	03:18:37 (~ 198.62 minutos)	
Paulo Viegas	02:47:16 (~ 167.27 minutos)	
Tiago Venancio	03:18:18 (~ 198.3 minutos)	

*Apenas se verifica no final da prova

Kart Control